Whitepaper for decision-makers and teams · As of November 2026

From channel to *topic.*

Introducing a corporate newsroom: what the model achieves, how it works in a platform such as contentbird and how years of channel-centric work step by step become topic-centric.

Organization	Tool	Change
Model Roles, conferences, decision paths	**Platform** mapping the model in everyday work	**People** Introduction as a change process

The path in five phases · guide values

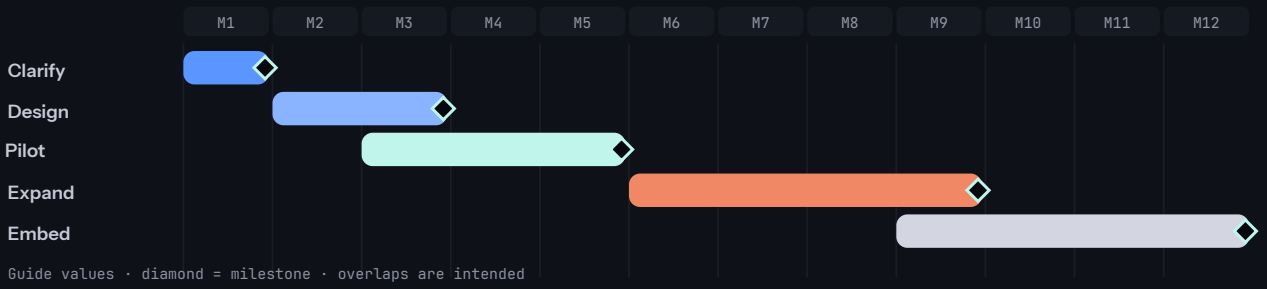

Guide values · diamond = milestone · overlaps are intended

Not a blanket plea. This whitepaper shows when a newsroom pays off, when it does not, and why the introduction takes a year rather than a quarter.

Contents

One whitepaper, *two reading paths.*

Decision-makers find an overview, arguments and a timeline. Users find out what changes in everyday work and what matters. The markers show who a chapter is particularly intended for.

01	Starting point: why channel-centric everyday work reaches its limits	For decision-makers	For users	p. 4
02	The model: topic first, then channel		For users	p. 6
03	The newsroom model in contentbird	For decision-makers	For users	p. 8
04	The tool question: four routes compared honestly	For decision-makers		p. 10
05	Change: first it gets harder, then easier	For decision-makers	For users	p. 12
06	The introduction over time	For decision-makers	For users	p. 14
07	In everyday work: what changes for teams		For users	p. 18
08	For decision-makers: winning over stakeholders	For decision-makers		p. 19
09	Requirements for a solution	For decision-makers		p. 20
10	Success factors, risks, self-check	For decision-makers	For users	p. 21

Quick start: If you only have ten minutes, read the summary on page 3 and the timeline in chapter 6.

Summary

The essentials *in five sentences.*

For everyone who only reads one page. The details follow in the chapters.

01 **A newsroom is an organizational model, not a tool.** It separates topics from channels, gives coordination a fixed role and replaces many individual alignments with a shared rhythm. The principle is: topic first, then channel.

02 **Channel-centric everyday work is not wrong, it has grown.** It worked for a long time. It tips over when channels, stakeholders and approvals increase and the same message is created several times.

03 **The introduction is a change process.** Roles, responsibilities and habits change. Quality and speed initially drop before they rise. Whoever plans for this shortens the dip.

04 **Without a cross-functional tool, the newsroom often remains a meeting.** If strategy sits in presentations, planning in Excel, approvals in emails and figures in analytics, the shared workspace on which the model is lived every day is missing.

05 **Start small, learn visibly, then expand.** A pilot with one topic area and a few channels creates evidence for the internal discussion and lowers the risk for everyone involved.

Chapters 1, 4, 6, 8, 9

What decision-makers take away

- Arguments and KPIs for management, departments and IT
- Realistic timeline from clarification to embedding
- Requirements against which you measure a solution

Chapters 2, 3, 5, 7, 10

What users take away

- What concretely changes in the weekly routine
- What you gain and what you give up
- Success factors and typical stumbling blocks

Context: The patterns in this whitepaper come from conversations with communications and marketing teams from healthcare, the public sector, associations, industry, pharma and retail in 2026. They are empirical values, not representative measurements. Organizations are not named.

Chapter 1 · Starting point

Why channel-centric work *reaches its limits.*

Monday, 9:10 a.m. The social media editor is planning a post on the new study. In parallel, the press office is working on the press release, marketing on a landing page, internal communications on an intranet article. Four teams, four briefings, four approval rounds. On Wednesday, the specialist department receives four emails with almost the same question.

Nobody has done anything wrong here. The division of labor by channel has developed over years for good reasons: clear responsibility, well-rehearsed processes, specialist knowledge per channel. It works as long as there are few channels and short paths. With every new channel, every additional department and every further approval level, however, the coordination effort grows faster than the impact.

What teams describe most often in conversations

Duplicate work

- Same message created anew for each channel
- Nobody sees what already exists or is currently being created
- Content is rarely reused across channels or brands

Coordination

- Approvals via email and chat ping-pong
- Unclear whose turn it is
- Board and departments work with Word attachments

Planning

- Annual planning is created once and drops out of sight
- Short- and medium-term planning in one large spreadsheet
- One ticket per channel instead of one topic with offshoots

Steering

- Reporting is compiled by hand
- KPIs are tied to channels, not topics
- Response to crises and occasions too slow

> *“The process in our department is not right.”*
>
> Statement by 51.5 percent of respondents from marketing and communications in the corporate newsroom study by Mediamoss

Chapter 1 · Starting point

Do you even need *a newsroom?*

Not every organization needs the full model. This classification helps you check honestly whether the effort pays off.

A newsroom tends to pay off if

- several teams or brands cover the same topics
- three or more channels are fed regularly
- departments, the board or legal are involved in approvals
- messages must be consistent internally and externally
- crises and occasions require fast, coordinated responses
- you want to use AI in a governed rather than scattered way

A newsroom tends not to pay off if

- a small team covers a few channels from a single source
- coordination already works without friction today
- management does not want to back the model
- a major restructuring is running in parallel and the team is exhausted
- it is only about a new planning tool, not about responsibilities

Intermediate forms are expressly allowed. Especially in mid-sized companies, the newsroom often starts with a joint weekly conference and a shared topic plan, without a new department. The coordination role can rotate or be filled part-time. What matters is not the size of the restructuring but that topics are decided before channels.

Three maturity levels

Entry

Level 1: Align

Joint weekly conference and a shared topic plan. Channels remain in their teams. The first step for almost every organization.

Expansion

Level 2: Steer

Fixed coordination role, topic owners, binding approval paths, topics with channel-specific offshoots in one system.

Target state

Level 3: Integrate

Strategy, topics, production, distribution and analysis in one end-to-end process. AI is integrated in a governed way.

For the internal discussion: Phrase the goal as a level, not as an end state. “We will move from level 1 to level 2 in twelve months” is easier to defend than “We are building a newsroom”.

Chapter 2 · The model

Topic first, *then channel.*

The corporate newsroom model by Prof. Dr. Christoph Moss and Mediamoss is the most widespread frame of reference in German-speaking countries. According to Mediamoss, it has been implemented more than 250 times.

The core is a separation: **topics and channels get separate responsibilities.**
Topic owners know the content and the departments. Channel owners know their media and audiences. In between sits a coordination role that brings both together and decides in conferences which topic runs when through which channels.

Level 1

Strategy team

Works like an editor-in-chief's office: planning, steering and control of topics. Bears personnel and budget responsibility, provides topic impulses and decides in case of conflict.

Level 2

Managing editors

Managing editor on duty. Link between topics and media, assigns tasks, leads the editorial conferences and makes the final decision in day-to-day business.

Level 3

Topic management

Topic desks as the link to the departments. They propose topics, research, produce and align with the departments.

Level 4

Media management

Media desks for channels and platforms. They have the right to propose whether a topic fits their medium and stay in close contact with the managing editor team.

In addition, the model provides for further roles, such as creative management for photo, video, graphics and audio, as well as roles for data analysis, AI or stakeholder management. An overarching master process interlinks strategy and operational work so that planning, production, distribution and analysis work together.

What the model aims to achieve

One voice

Consistent messages across all channels, internally and externally.

Less duplicate work

A topic is developed once and distributed several times.

Responsiveness

Transparency and short paths, also in an emergency.

Source: Mediamoss GmbH, whitepaper “So bauen Sie einen Corporate Newsroom auf”, and mediamoss.me. Description of roles summarized in substance.

Chapter 2 · The model

The rhythm: *conferences that decide.*

A newsroom thrives on recurring conferences with a clear purpose. They replace many individual alignments, but only if decisions are actually made there.

Quarter

Who
Strategy team, managing editor

About what
Topic areas and focus, goals, resources

Key question
What matters to us in the coming months?

Month

Who
Managing editor, topic and media desks

About what
Topics and campaigns, occasions, review of Key figures

Key question
Which topics do we play, which not?

Week

Who
Managing editor, desks, departments if needed

About what
Stories, channels, dates, approvals

Key question
What is due this week, who does what?

Day

Who
Managing editor, active desks, 15 minutes

About what
Current issues, blockers, ad hoc requests

Key question
What has changed since yesterday?

How to tell that the rhythm is not holding

> *"Newsroom is Wednesdays at 10:00."*
>
> Typical sentence from teams in which the conference takes place but everyday work remains channel-centric. Quoted from Mediamoss.

Warning signs

- The conference informs instead of deciding
- Topics are discussed but planned further separately per channel
- Results end up in minutes afterwards, not in the plan
- Analysis results have no consequence for topic selection

What helps

- Every conference works on the same view: topic plan, board, calendar
- Decisions are recorded directly in the plan, not added later
- Saved filters per meeting, for example the next 14 days
- Fixed questions at the end: What do we leave out? What do we learn from the figures?

Practical note: In several conversations, the weekly conference was the first thing teams wanted to map in the tool. A board with the question "Is this due this week, yes or no?" was more important than any detailed feature.

Chapter 3 · Model in the platform

The newsroom model *in contentbird.*

The roles of the model need a shared workspace. This is how contentbird maps the levels.

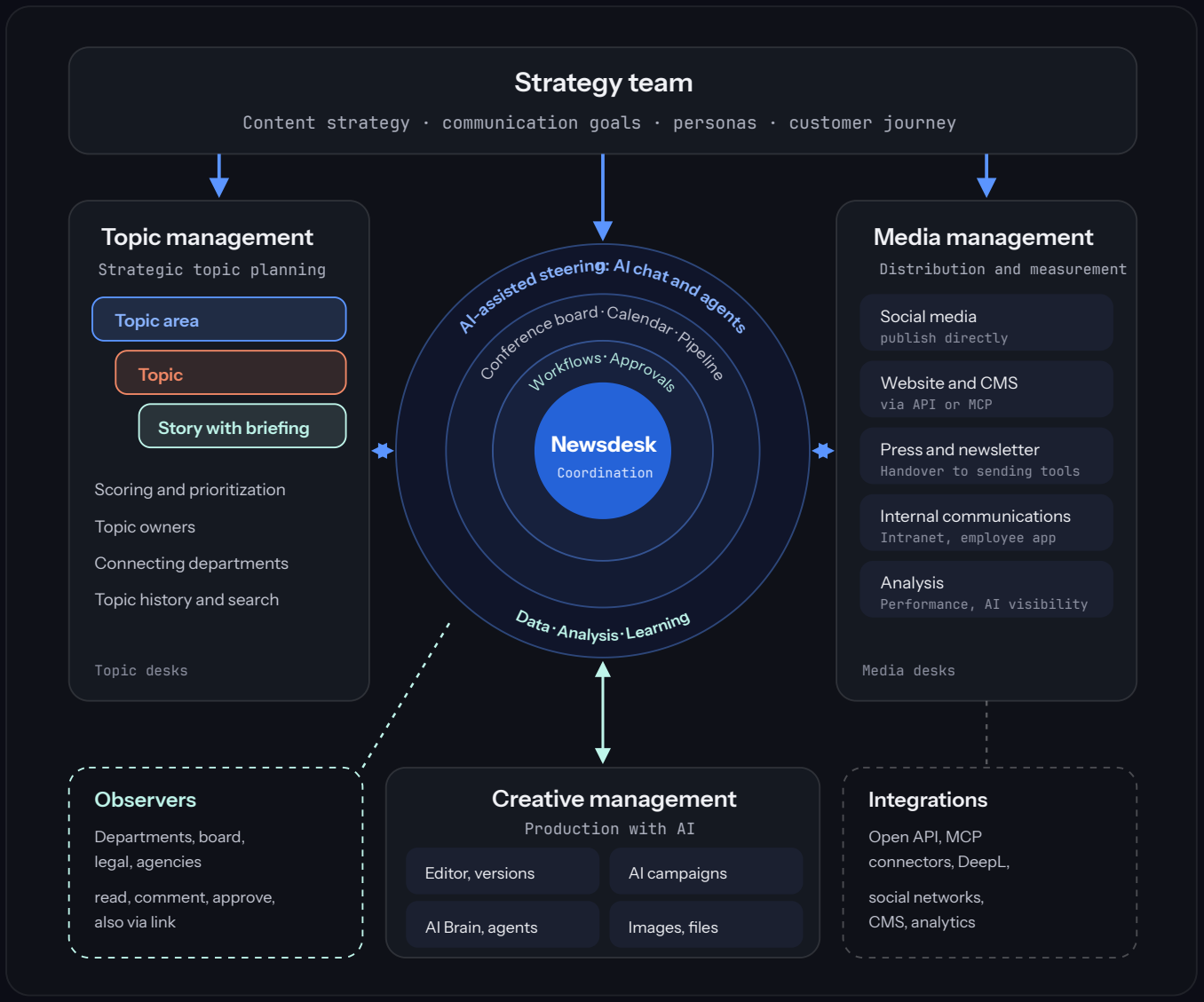

Illustration based on the corporate newsroom model of Mediamoss GmbH (Prof. Dr. Christoph Moss), transferred to the modules of contentbird. Own illustration.

Model

What stays the same

The logic of the model: strategy sets the direction, topics and channels have separate responsibilities, the managing editor team coordinates in a fixed rhythm.

Tool

What the platform contributes

A shared workspace on which topic, briefing, pieces, approvals and KPIs

are connected instead of being spread across six tools.

Organization

What you must clarify

Who takes on which role, which conferences you need and who decides in a conflict. No software does that for you.

Chapter 3 · Model in the platform

Who does what, *and where?*

Role in the model	Task	How the role works in contentbird
Strategy team	Goals, focus, guardrails	Content strategy per project with vision, communication goal, brand promise and guidelines. Personas, customer journey phases and content goals as reference points for every topic.
Topic management	Find, assess, brief topics	Strategic topic planning on three levels: topic area, topic, story. Scoring for prioritization, owners per topic area, briefing on the story as the common basis for all derivatives.
Managing editors	Coordinate, decide, follow up	Kanban board for conferences, calendar with daily, weekly, monthly and quarterly view, content pipeline with status. Workflows per content type with tasks, deadlines and approvals.
Creative management	Produce, derive, design	Editor with versions and comments. AI Brain with knowledge, agents, skills and output formats. AI campaigns derive channel-appropriate drafts from a story briefing. Files and images in one central place.
Media management	Distribute and measure	Plan and publish social media posts directly. Handover to website, CMS, press and newsletter tools via export, API or MCP. Analysis of performance and AI visibility.
Departments, board	Deliver, review, approve	Observer roles with read and comment rights, approvals in the workflow, also via link without their own login. External agencies and freelancers with limited rights.
AI governance	Use AI in a governed way	Brand knowledge, wording and personas flow into every generation. Custom review rules as AI checks. AI can be switched off, processing within the European legal area.

What contentbird deliberately does not replace

To put it honestly: contentbird is a work and steering platform, not a press distribution service and not a newsletter sending system. Journalist databases, press distribution and newsletters remain in the tools intended for them. contentbird hands over content to them via export, interface or MCP connector. Likewise, the platform replaces neither your CMS nor your intranet, but feeds them.

For users: You continue to work in your channels. What is new is that every piece is attached to a story, making it visible where it comes from, who approves it and what it achieves.

Chapter 4 · Tool question

Why the newsroom without a shared tool *often remains a meeting.*

Many teams have already started the newsroom organizationally: there are topic owners, a weekly conference, perhaps even a managing editor team. And yet everyday work hardly feels different. The most common reason lies between the tools: strategy in presentations, planning in Excel or Planner, texts in Word, approvals by email, distribution in channel tools, figures in analytics.

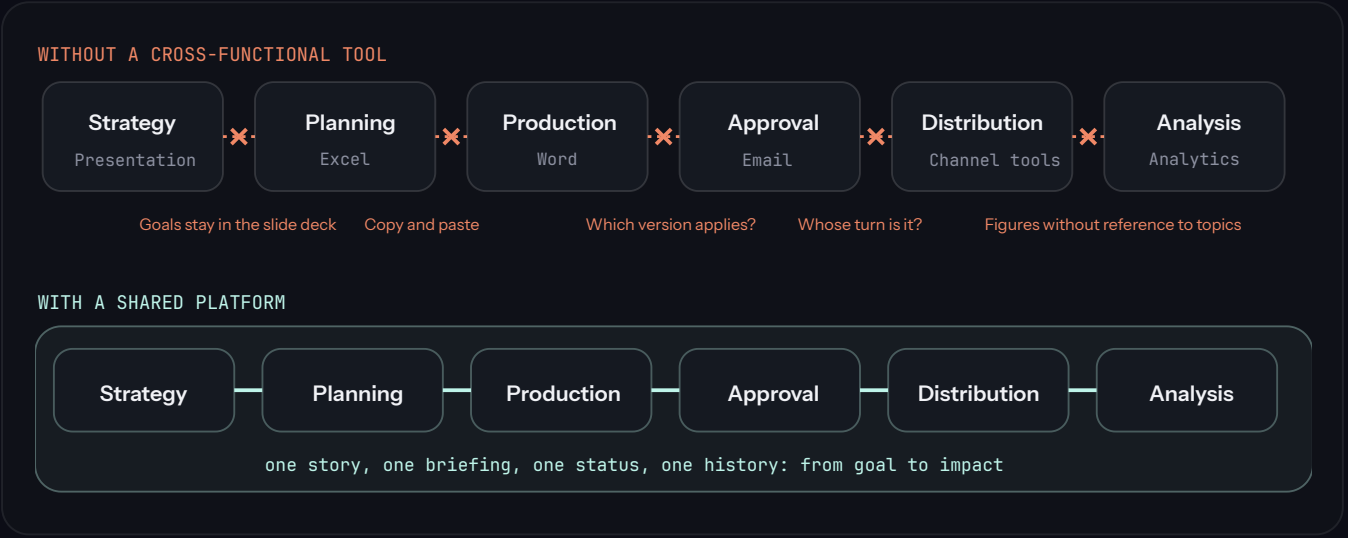

Own illustration based on recurring descriptions from conversations with communications teams, 2026.

Something is lost at every break point: the reference to the goal, the valid version, the overview of whose turn it is and, in the end, the answer to the question of which topic had an impact. The newsroom principle “topic first” can only be sustained if the topic is also technically the bracket to which briefing, pieces, approvals and figures are attached.

> *“A tool alone does not change the mindset.”*
>
> Statement from a conversation with the communications team of a public company, 2026

This applies in both directions. **A tool does not replace an organizational decision.** Whoever does not clarify responsibilities and conferences only gets a nicer version of the old mess with a platform. Conversely, the role transformation stalls noticeably if the new way of working has no shared space and everyone falls back into their channel tool.

Chapter 4 · Tool question

Four routes, *compared honestly.*

There is no one right solution. Which route fits depends on maturity level, team size and capacity.

Route	Strengths	Limits in the newsroom	Fits better
Built-in tools Excel, Planner, Teams, SharePoint	Fast start, no procurement, familiar interface	No topic tree, no workflows, versions and approvals outside, reporting by hand	Level 1 and small teams
Project management tool Jira, Asana, monday	Tasks, deadlines, responsibilities can be mapped cleanly	Channel logic instead of topic logic: one ticket per channel, content and approvals in other tools	when coordination is the bottleneck
In-house build Database, low-code, agents	Maximum adaptation to your own processes	Maintenance, further development, training and knowledge depend on a few people	with in-house development capacity
Specialized platform e.g. contentbird	Topic planning, production, approval, distribution and analysis in one system	Introduction effort, processes must be clarified, procurement takes time	from level 2 and several teams

Build or buy?

With AI agents and low-code databases, building in-house has become more attractive. The experience from software projects nevertheless remains valid: creation is the smaller part. The larger part is maintenance, security, rights, interfaces, training new colleagues and the question of what happens when the person who built the system leaves.

Ask before building in-house

- Who will maintain the system in two years?
- How do we map roles, rights and approvals securely?
- Who trains and supports the team in everyday work?
- How do we get our data back out?

Building in-house can fit if

- a very specific process cannot be mapped
- development capacity is permanently available
- only a small, stable group works with it

Build-or-buy assessment based on the whitepaper “Build vs. Buy: Implementing the right newsroom solution” by pr.co.

Chapter 5 · Change

First it gets harder, *then easier.*

Every change initially costs productivity. The question is not whether there will be a dip, but how deep and how long it will be.

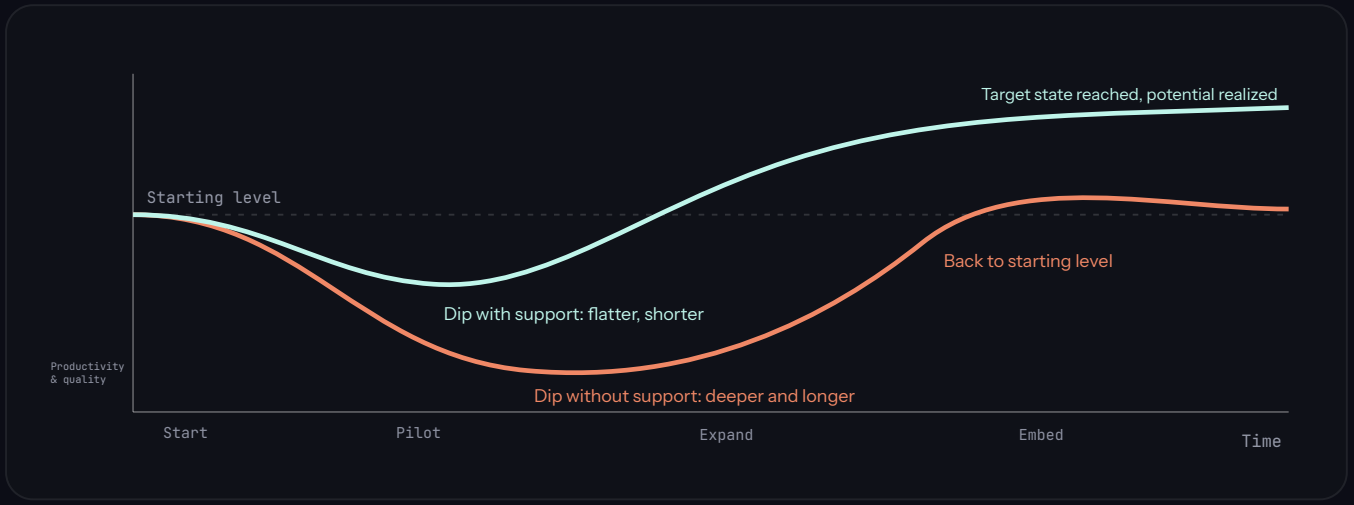

Schematic illustration based on the change guide for decision-makers by the BDU Change Management association. No measured values.

The BDU change guide describes the pattern soberly: quality and productivity initially drop in change projects. Organizations that "let the change run its course" are hit harder. Whoever actively supports it avoids part of the slump and shortens its duration. The guide refers to a study by IBM and the University of Bonn, according to which projects with active change management were significantly more often successful.

Why the newsroom in particular triggers resistance

What changes for people

- Channel owners give up control over topics
- Departments get a fixed contact person instead of direct routes
- Decisions become visible in conferences, including the rejected ones
- Transparency is sometimes experienced as control

What is usually behind it

- Fear of losing control and significance
- Exhaustion after previous changeovers
- Uncertainty about what is ultimately expected of you
- The experience that earlier tools disappeared again after a short time

Appreciate instead of devalue: Channel-centric everyday work has carried the team for years. Whoever presents it as a mistake provokes defensiveness. Whoever shows why it is reaching its limits and what remains of the tried and tested wins allies. The BDU guide also names appreciating what came before as a success factor.

Chapter 5 · Change

Who *carries* the change.

Sponsor

Client in management

Management or division head. Gives the project meaning and backing, provides time and resources, decides in conflicts. Without this role, the newsroom remains a project of the communications department.

Change manager

Change owner

Usually the head of communications or marketing. Drives the introduction internally, stays in contact with management and is responsible for ensuring that the change does not fizzle out after the pilot.

Key group

Middle managers

Team leads of channels and desks. In everyday work, they decide whether new rules apply or are circumvented. The BDU guide expressly calls them the key.

Change agents

Multipliers in the team

Two to four people who help shape things early, lead the way in the pilot and answer colleagues' questions. Ideally from different channels.

Six rules for change communication

01 **Purpose before structure.** First explain which problem is being solved, then roles and processes. A short change story in three sentences helps everyone tell it the same way.

02 **Involve instead of announce.** Develop the target state together in workshops. What you have helped shape, you defend.

03 **Talk honestly about the dip.** Announce that the first weeks will be bumpy. Then the bumps are a sign of progress, not of failure.

04 **Clarity about losses.** Say what goes away: duplicate alignments, but also familiar sole responsibilities.

05 **Make successes visible.** Show first evidence from the pilot, such as a story with five derivatives and a single content approval.

06 **Not too much at once.** After previous changeovers, resilience is limited. Introduction in levels, features in stages.

Typical sources of error according to Mediamoss: lack of transparency, too much pressure, isolated team members, political compromises, a lack of sense for aesthetics and structural errors. In conversations, another one is added: **change fatigue**, when the newsroom follows earlier changeovers.

Chapter 6 · Introduction

The introduction *over time.*

Five phases, four fields of action. The times are guide values for mid-sized teams. In corporate groups and with public procurement, each phase takes longer.

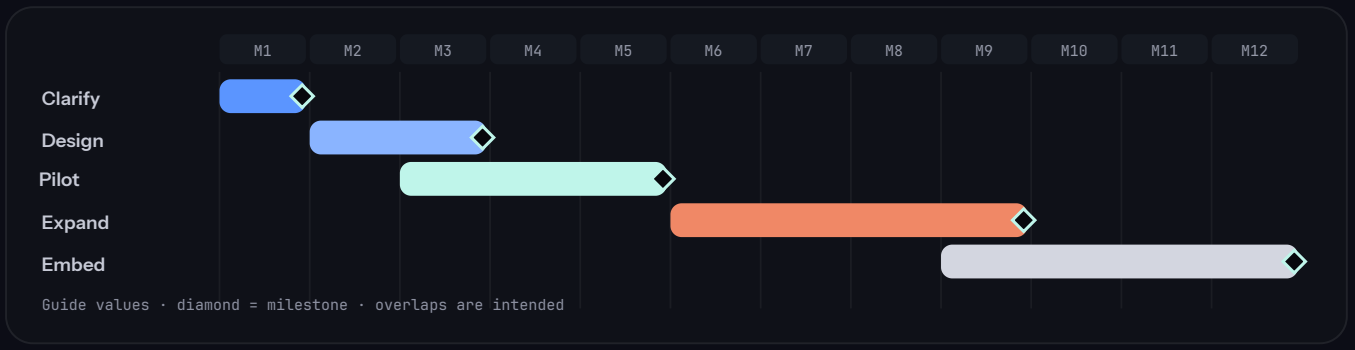

	Clarify Month 1	Design Month 2 to 3	Pilot Month 3 to 5	Expand Month 6 to 9	Embed from month 9
Organization and roles	• Clarify goals and occasion • As-is analysis, maturity • Name the sponsor	• Target state with roles • Name newsdesk and topic owners • Define decision rights	• One topic area, a few channels • Live the roles in the pilot • Gather experience	• Further topic areas and desks • Roles refine • Arrange deputies	• Roles in job profiles • Annual review of the model
Processes and conferences	• Trace three real cases • Document break points	• Set the conference rhythm • Approval paths per content type • Draft the topic tree	• Weekly conference in the tool • Test the daily • Approvals in the workflow	• Monthly and quarterly meeting • Reporting by topic • Crisis process as a template	• KPIs in conferences • Continuously adapt processes
Tool	• Weight requirements • Involve IT and data protection	• Shortlist and demos with your own content • Test phase 2 to 4 weeks	• Platform for the pilot group • Set up knowledge, formats, workflows • Involve observers	• More users and channels • Interfaces to CMS and tools • Extend AI rules	• Expand templates and agents • Replace legacy systems
People and communication	• Formulate the change story • Stakeholder analysis • Inform the works or staff council	• Workshops with the team • Win over multipliers	• Training of the pilot group • Weekly learning round • Share first successes	• Training of further teams • Buddy system run by the pilot group • Collect and answer questions	• Onboarding of new colleagues • Report successes
Milestone	◇ M1 Kick-off with sponsor	◇ M2 Target state adopted	◇ M3 Pilot review with evidence	◇ M4 Rollout decision implemented	◇ M5 Review after 12 months

Reading aid: The four tracks run in parallel. A common mistake is to plan only the tool track. Without the organization and people tracks, the introduction becomes a software installation.

P1 Clarify

Month 1

Goal: Understand what happens today and jointly define what should change.

Measures

- Trace three real cases from the last few months: who decided what and when?
- Assess maturity, formulate goals
- Stakeholder analysis, name the sponsor
- Inform IT, data protection and the works or staff council

Result of the phase

- Shared understanding of the problem
- Goal phrased as a maturity level
- Mandate and framework clarified

For decision-makers

Invest time in the analysis. It provides the evidence you use to argue internally and prevents a tool from having to solve an unresolved organizational problem.

For users

You will be asked where things get stuck today. The more concrete your examples, the better the result fits your everyday work.

Stumbling block: Starting with tool selection before it is clear who prioritizes topics and decides in a conflict.

P2 Design

Month 2 to 3

Goal: Design a target state that suits the company and select the solution.

Measures

- Workshops on roles, conferences and approval paths
- Draft a topic tree with topic areas, topics and stories
- Weight requirements, shortlist, demos with your own content
- Test phase with a small group

Result of the phase

- Adopted target state
- Named roles
- Decision on the pilot and the tool

For decision-makers

Have solutions shown to you on your most unwieldy real case, not on sample data. Plan the review by IT and data protection in parallel, not afterwards.

For users

You help shape it: which conferences do you really need? Which approvals are necessary, which are habit?

Stumbling block: A target state that rebuilds the organization overnight. Better: level by level.

P3 Pilot

Month 3 to 5

Goal: Try out the new way of working on a small scale and gather evidence for the expansion.

Measures

- One topic area with two to three channels and four to eight people
- Weekly conference directly in the tool
- Set up brand knowledge, output formats and workflows
- Involve departments as observers

Result of the phase

- Experience and KPIs from live operation
- Adapted processes
- Multipliers for the next phase

For decision-makers

Measure before and after: lead time to approval, number of derivatives per story, coordination loops. These figures support the rollout decision.

For users

You are the first. It will be bumpy. Collect what bothers you in a weekly learning round. This becomes the rules for everyone.

Stumbling block: A pilot without real content or without the critical approvers. Then it proves nothing.

P4 Expand

Month 6 to 9

Goal: Transfer the tested model to further topic areas, teams and channels.

Measures

- Add further desks in waves
- Pilot group takes on buddy roles
- Interfaces to CMS, intranet and sending tools
- Introduce monthly and quarterly meetings

Result of the phase

- Majority of topics run through the newsroom
- Reporting by topic
- Legacy systems being replaced

For decision-makers

Keep the resources even after a successful pilot. The expansion is the moment when many projects quietly fall asleep.

For users

Colleagues from the pilot show you how it works. Use them instead of working your way through training videos alone.

Stumbling block: Switching all teams at the same time. Waves two to four weeks apart reduce the load.

P5 Embed

from month 9

Goal: Turn the project into normal operation and keep learning.

Measures

- Include roles in job profiles and onboarding
- Firmly anchor KPIs in conferences
- Expand templates, agents and review rules
- Review after twelve months with management

Result of the phase

- Newsroom is everyday work, not a project
- New colleagues are onboarded directly in the model

For decision-makers

After one year, assess honestly: which level has been reached, what is missing? This produces the next step, not a final report.

For users

Contribute improvements. A newsroom only stays alive if the rules grow with everyday work.

Stumbling block: Ending support after the rollout. Without care, old patterns quietly return.

How you measure progress

KPI	What it shows	How to collect it
Lead time to approval	Whether waiting time falls, not just working time	Status changes in the workflow
Derivatives per story	Whether topics are used several times	Count pieces per story
Coordination loops	Whether approvals become clearer	Comments and loops back per piece
Topic coverage	Whether goals and personas are covered	Pieces per topic area and persona
Response time	Whether occasions are covered faster	Time from occasion to first publication

Chapter 7 · In everyday work

What *concretely changes* for teams.

For users, what counts is not the model but the week. This is how the work shifts.

Area	Before: channel-centric	After: topic-centric
Topic registration	Email to the editorial team, maintain a spreadsheet	Story in the topic plan with briefing, persona and goal
Coordination	Each department separately, per channel	Once in the weekly conference, then visible in the plan
Production	Each channel writes from scratch	One core piece, with derivatives per channel
Approval	Word attachment by email, versions unclear	Workflow with tasks, comments, versions, approval via link
Overview	Who knows what is currently being created?	Calendar and board for everyone involved
Reporting	Collect figures per channel by hand	Impact per topic, recurring reports

A typical week in the newsroom

Monday

Weekly conference at the board: what is due, what is not, who does what. Decisions directly in the plan.

Daily

15-minute daily: news, blockers, requests. Anyone who needs something says so here.

Ongoing

Production from story briefings, derivatives per channel, approvals in the workflow.

Monthly

Review of KPIs per topic. What do we drop, what do we strengthen?

What you gain

- Less duplicate work and fewer follow-up questions
- Clarity about whose turn it is
- More time for quality instead of coordination
- Visibility of your work beyond your own channel

What you give up

- Sole control over topics in your channel
- Direct arrangements that bypass the process
- Some flexibility in favor of shared rules

Chapter 8 · For decision-makers

Win over stakeholders, *do not talk them into it.*

A newsroom touches many interests. Whoever knows them early can lead the internal discussion instead of suffering it.

Group	What it gains	Typical concern	What helps
Management, board	One voice externally, responsiveness, proof of impact	More effort, unclear benefit	Business case with time savings and impact per topic, pilot evidence
Departments	Fewer requests, faster publication	Additional coordination, yet another tool	One contact person per topic, approval via link without onboarding
Channel teams	Less duplicate work, clearer briefings	Loss of responsibility and status	Media desks' right to propose, involvement in the target state
IT and data protection	Less shadow AI, governed data flows	New cloud system, AI risks	Involve early, hosting in the EU, AI that can be switched off, security documentation
Works or staff council	Fair introduction, relief for the teams	Performance and behavior monitoring	Early information, rules for evaluation, involvement in the introduction
Purchasing, procurement	Traceable comparison	Lack of comparability	Weighted requirements catalog, several providers, documented tests

Three arguments that hold up in decision meetings

Efficiency

Waiting, not working time

The biggest lever rarely lies in writing, but in waiting for approvals and information. With clear paths, this time becomes visible and shorter.

Quality

One story, many formats

Once a topic has been approved in terms of content, derivatives only need a format check. This lowers effort and risk at the same time.

Steering

Steer instead of collect

When impact per topic is measurable, budget and capacity can be aligned with goals instead of channels.

For your decision paper: Describe the starting point, the cost of doing nothing in hours, the target state as a maturity level, a pilot with metrics and named risks. Calculate working time separately from license and introduction effort. Only cite figures you can derive from your own cases.

Chapter 9 · Requirements

What you should *measure a solution against.*

These six blocks came up again and again in selection processes of communications teams in 2026. They do not replace your own catalog, but give it a structure.

Block 1

Topic steering

- Topic hierarchy across several levels
- Prioritization with visible criteria
- Annual planning and operational calendar in one system
- Conference views for different rhythms
- Audiences and journey attached to the topic

Block 2

Roles and approvals

- Granular role and rights model
- Read and approval roles for departments and management
- Workflows per content type
- External parties with limited rights
- Traceable versions and approvals

Block 3

Production and channels

- Core piece with derivatives per channel
- Central storage, reuse
- Internal communications as a separate channel
- Templates also for crisis communications
- Multilingual and multi-brand capability, if needed

Block 4

AI and guardrails

- Can be switched off completely
- No training on your content
- Processing within the European legal area
- Brand knowledge and wording are included
- Custom review rules

Block 5

Integrations

- CMS, such as WordPress or TYPO3
- Web analytics, privacy-friendly if needed
- Newsletter, press and CRM systems
- Intranet and asset management
- Open interface

Block 6

Compliance and operations

- Server location Germany or EU
- Recognized certification
- Data processing agreement and security questionnaire
- Support in your language
- Export of your data

Three test questions for every demo

01 **Does the system map your decision paths, not just your list of channels?** Have them show you how a topic is registered, prioritized, rejected and distributed across channels.

02 **How do people work who only read and approve?** The board, legal and departments often outnumber the core team. Their hurdle decides acceptance.

03 **What happens to your most unwieldy content?** Test with a real case, not with sample texts.

Chapter 10 · Success factors and risks

What carries it, *what makes it fail.*

Success factors

- Management visibly backs the model
- Target state is developed with the team
- Start small, gather evidence, then expand
- Conferences decide instead of informing
- A shared tool as the workspace
- Departments involved with a low hurdle
- IT, data protection and works council involved early
- AI with clear rules instead of bans or uncontrolled growth
- KPIs per topic in the conferences
- Support also after the rollout

Risks

- Newsroom as a pure tool project
- Too much at once after previous changeovers
- Political compromises on decision rights
- Conferences without consequences in everyday work
- Critical approvers only involved after the pilot
- Resources withdrawn after a successful pilot
- Shadow AI alongside the official process
- Old spreadsheets continue to run in parallel
- Pressure instead of involvement
- Success measured only by output instead of impact

Self-check: are you ready for the next step?

- [ ] We can say in two sentences which problem the newsroom is supposed to solve.
- [ ] There is a sponsor in management who provides time and backing.
- [ ] We know who prioritizes topics today and who decides in a conflict.
- [ ] We have traced three real cases and know the break points.
- [ ] IT, data protection and employee representatives know about the project.
- [ ] We have a topic area and a pilot group in mind for the start.

Four or more ticks: you can move into the design phase. Fewer: start with the clarification phase.

In closing

The newsroom starts in the mind. And then needs *a place.*

The model sets the direction, the change takes time, and everyday work needs a shared workspace. contentbird is one of the platforms that offer this space: from topic planning through production and approval to analysis. Whether it is the right one for you is best shown by a test with your own topic area.

Book an analysis → | Corporate newsroom guide | Requirements catalog

Newsroom roles

What the managing editor, topic desk and media desk actually do.

Shorten approvals

Why waiting time is the biggest lever.

Resources

Editorial calendar template 2027 and 100 AI prompts.

Sources

Mediamoss GmbH: whitepaper “So bauen Sie einen Corporate Newsroom auf” and mediamoss.me (model, roles, sources of error, study). · BDU Change Management association: “Change-Leitfaden für Entscheider” (productivity curve, phase model, success factors, roles; reference to IBM/ZEM University of Bonn, Making Change Work, 2007). · pr.co: “Build vs. Buy: Implementing the right newsroom solution”. · NetFed: articles on the newsroom model and on mid-sized companies (2025). · mobile-university.de: newsroom in communications. · Conversations with communications and marketing teams in 2026, anonymized.

Transparency note: Dennis Gumprich works for contentbird, a provider of AI-supported content software. contentbird is described in this whitepaper as one possible solution, not as the only one. Creation: created with AI, selection, classification and review by Dennis Gumprich. As of November 2026.